



Ra-2

YIELD



Rb-90A

**CONSTRUCTION ZONE
BEGINS**



**CONSTRUCTION
ZONE**



BEGINS

Rb-90B

**CONSTRUCTION ZONE
ENDS**



Rb-91

YEILD TO ONCOMING TRAFFIC



Rb-92

ROAD CLOSED



**ROAD
CLOSED**

TC-1



TC-1A



TC-2A



TC-3Ct

CENTRE LANE CLOSED TAB



TC-3L



TC-3R



TC-4

LANE CLOSURE ARROW



TC-5

DETOUR AHEAD



TC-5A

DETOUR AHEAD 1 km



TC-7tB

LOCAL TRAFFIC ONLY TAB

LOCAL TRAFFIC ONLY

TC-9

**ROADSIDE DIVERSION
WARNING**



TC-10t

DETOUR


D-1

TC-11

NARROW LANES



TC-12



TC-13

PAVEMENT ENDS



TC-15

BUMP



TC-17t

ADVISORY SPEED TAB

30

km/h

TC-18

CHEVRON ALIGNMENT



TC-20

PREPARE TO STOP



TC-21

**TRAFFIC CONTROL PERSON
(TCP) AHEAD**



TC-22

TRAFFIC CONTROL (STOP/SLOW Paddle)



TC-23

SIGNALS AHEAD



TC-24

UNEVEN LANES




TC-25L

LANE DESIGNATION DIRECTION



TC-25R

LANE DESIGNATION DIRECTION



TC-27

DO NOT PASS WHEN FLASHING



TC-31L

TRUCK ENTRANCE



TC-35

RAMP CLOSED AHEAD



TC-36

MAXIMUM SPEED ADVISORY



TC-37

SOFT SHOULDERS



TC-39

NO EXIT



TC-41t

SIDEWALK CLOSED TAB



TC-44

**DO NOT USE RADIO
TRANSMITTER**




**DO NOT USE
RADIO
TRANSMITTER**

TC-45


**RESUME USE OF RADIO
TRANSMITTER**

**RESUME USE
OF RADIO
TRANSMITTER**

TC-51B



TC-53A



TC-54



TC-90

SPEED FINES DOUBLED

**SPEED FINES DOUBLED
IN CONSTRUCTION ZONES
WHEN WORKERS PRESENT**

TC-14

BUMP AHEAD

